

# Modern Apprenticeship Statistics

Quarter 2, 2024/25 [1<sup>st</sup> April – 27th September]

Official Statistics published on 5<sup>th</sup> November 2024

| Version | Published  | Amendment            |
|---------|------------|----------------------|
| 1       | 05/11/2024 | Original Publication |

**Contact:** Rowena McConkey

**Job Title:** Performance Reporting and Statistics Manager

**Email:** [rowena.mcconkey@sds.co.uk](mailto:rowena.mcconkey@sds.co.uk)

**Contact:** Ellis Cunningham

**Job Title:** MI & Data Analyst

**Email:** [ellis.cunningham@sds.co.uk](mailto:ellis.cunningham@sds.co.uk)

Making skills work for Scotland

## Contents

|  |    |
|--|----|
| Introduction .....                       | 3  |
| Economic Outlook .....                   | 3  |
| Modern Apprenticeship Starts.....        | 4  |
| Starts by age .....                      | 4  |
| Starts by level.....                     | 5  |
| Starts by occupational grouping .....    | 5  |
| Starts by gender .....                   | 6  |
| Starts by disability.....                | 6  |
| Starts by ethnicity .....                | 6  |
| Starts by care experience.....           | 6  |
| Modern Apprentices in Training .....     | 7  |
| Modern Apprenticeship Achievements.....  | 8  |
| Modern Apprenticeship Redundancies ..... | 8  |
| Further Information .....                | 9  |
| Note to Readers.....                     | 9  |
| Appendix A – SCQF Framework.....         | 11 |

## Introduction

Modern Apprenticeships (MAs) provide employed individuals (either new or existing) with the opportunity to secure industry-recognised qualifications at a range of Scottish Credit and Qualifications Framework (SCQF) levels while in employment.

This report provides a summary of year to date, to the end of quarter 2, (1<sup>st</sup> April to 27<sup>th</sup> September 2024) statistics for MAs where there is a public funding contribution administered by SDS, on behalf of the Scottish Government. As of 1<sup>st</sup> April 2023, all Modern Apprenticeship progressions are included as new starts, please see our [User Guide](#) for more information. Further analysis can be found in the [Supplementary Tables](#) on the SDS website.

We welcome feedback on the report content and format. Please contact [user\\_feedback@sds.co.uk](mailto:user_feedback@sds.co.uk) with any feedback or questions.

## Economic Outlook

Scotland recorded GDP growth in quarter 1 and quarter 2 of 2024 suggesting that, in line with the UK, the economic outlook is improving. In September, headline inflation (CPI) was at 1.7%, below the Bank of England target of 2%. Reflecting the growth in GDP and fall in inflation, forecasts are looking optimistic for the Scottish economy.<sup>1</sup>

At the end of quarter 2 there were 12,146 Modern Apprenticeship starts, 0.1% higher than last year.

SDS continues to work closely with the Scottish Government to deliver high quality apprenticeships that grow the workforce and support economic growth.

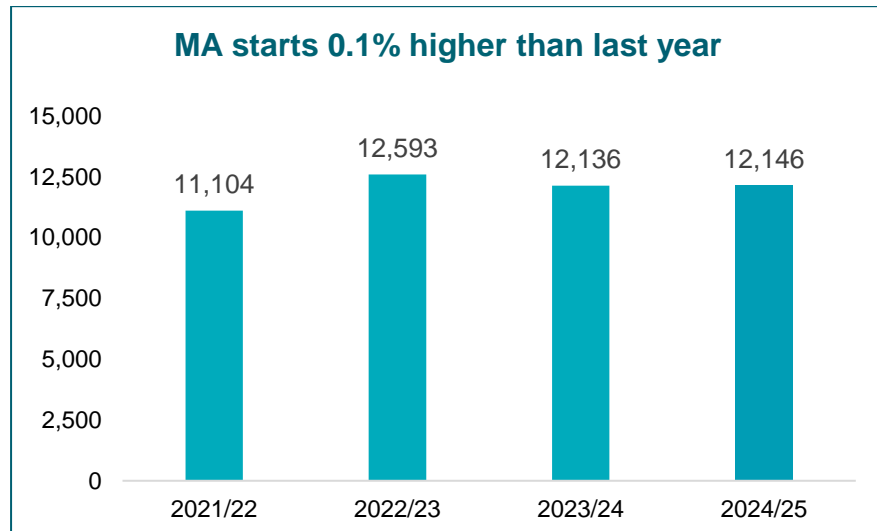
---

<sup>1</sup> [Skills Development Scotland: Economy, People, and Skills \(September 2024\)](#)

## Modern Apprenticeship Starts

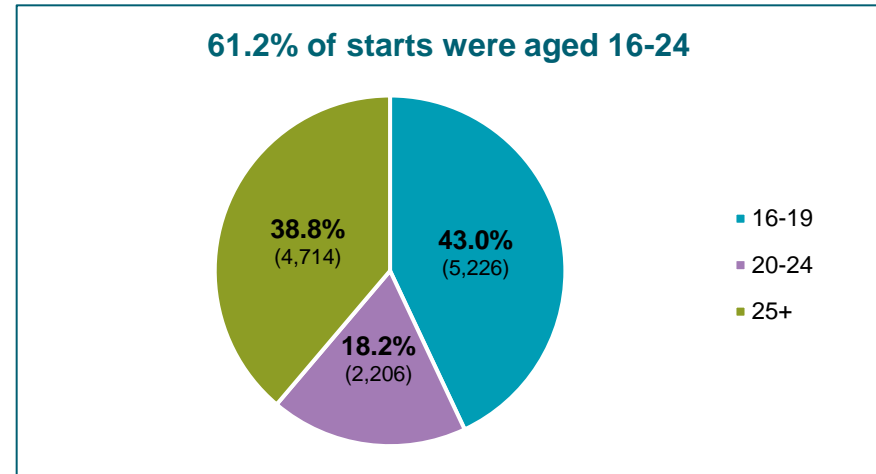
There were **12,146** Modern Apprenticeship starts at the end of Q2. This is 0.1% (+10) higher than the same point last year.

**Figure 1: Number of Modern Apprenticeship starts, Q2 2021/22 to Q2 2024/25**



## Starts by age

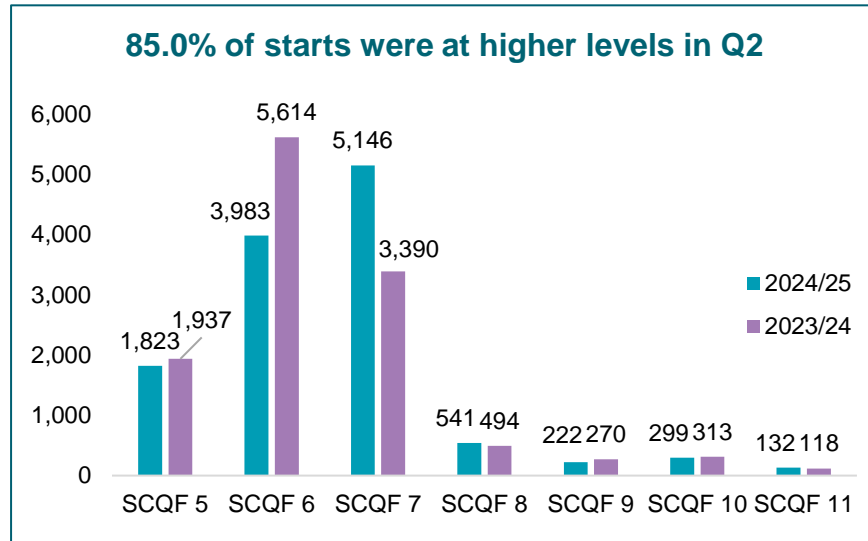
**Figure 2: Number of Modern Apprenticeship starts by age group, Q2 2024/25**



At the end of quarter 2, 61.2% (7,432) of MA starts were aged 16-24 and 38.8% were aged 25+. The proportion of 16-24 year olds was 1.4 pp lower than the same point last year.

## Starts by level

**Figure 3: Number of Modern Apprenticeship starts by SCQF level, Q2 2023/24 to Q2 2024/25**

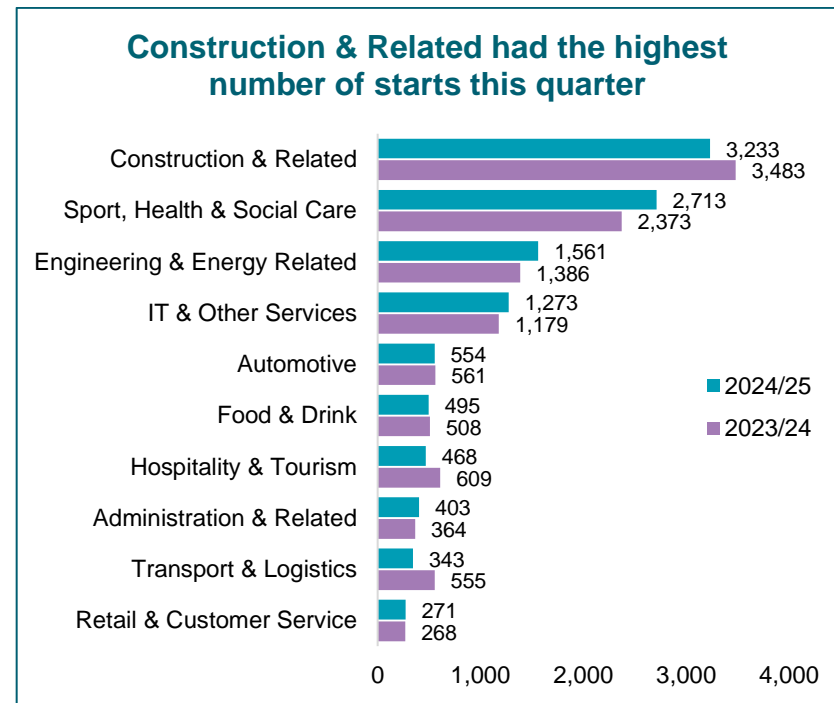


The majority of starts this quarter were at SCQF level 6 or above, 1.0 pp higher than the same point last year. The *Engineering* framework at SCQF level 6 was recently revised and three new Engineering frameworks were credit-rated SCQF level 7. This revision partly explains the difference in starts to level 6 and 7 relative to last year.

## Starts by occupational grouping

The distribution of starts by occupational grouping can change year-on-year and is influenced by employer demand, procurement policy decisions and MA places allocated, based on economic need.

**Figure 4: Number of Modern Apprenticeship starts by occupational grouping, Q2 2023/24 to Q2 2024/25**



Construction & Related had the highest number, and the greatest proportion, of starts at the end of Q2 (26.6%).

Accounting for 22.3% of starts, the Sport, Health and Social Care grouping had the second greatest proportion of starts, 2.6 pp higher than last year with a corresponding 14.3% increase in the volume of starts (+340).

### Starts by gender

At the end of quarter 2 there were **4,274** female starts, 7.1% higher than last year (+283) with increases in female starts in the Sport, Health, and Social care grouping.

### Starts by disability

The proportion of starts self-identifying as disabled was **16.8%** at the end of quarter 2, 0.4 pp higher than last year.

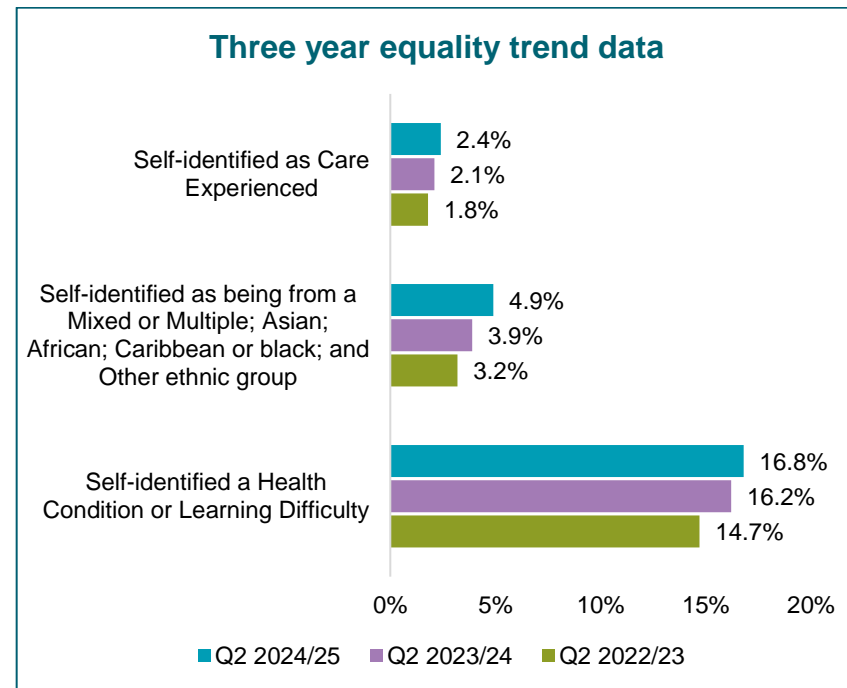
### Starts by ethnicity

The proportion of starts self-identifying as an ethnic minority was **4.9%**, 1.0 pp higher than last year. This is the highest proportion of ethnic minority starts recorded at the end of Q2, since SDS started to report on this characteristic.

### Starts by care experience

The proportion of MAs self-identifying as care experienced was **2.4%** at the end of quarter 2, 0.3 pp higher than the same point last year.

**Figure 5: Modern Apprenticeship equality rates, Q2 2022/23 to Q2 2024/25**

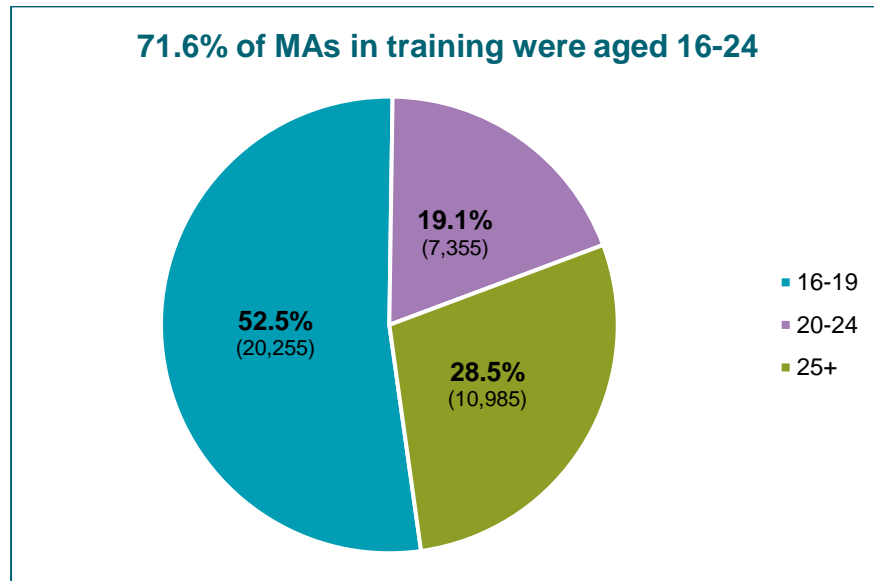


## Modern Apprentices in Training

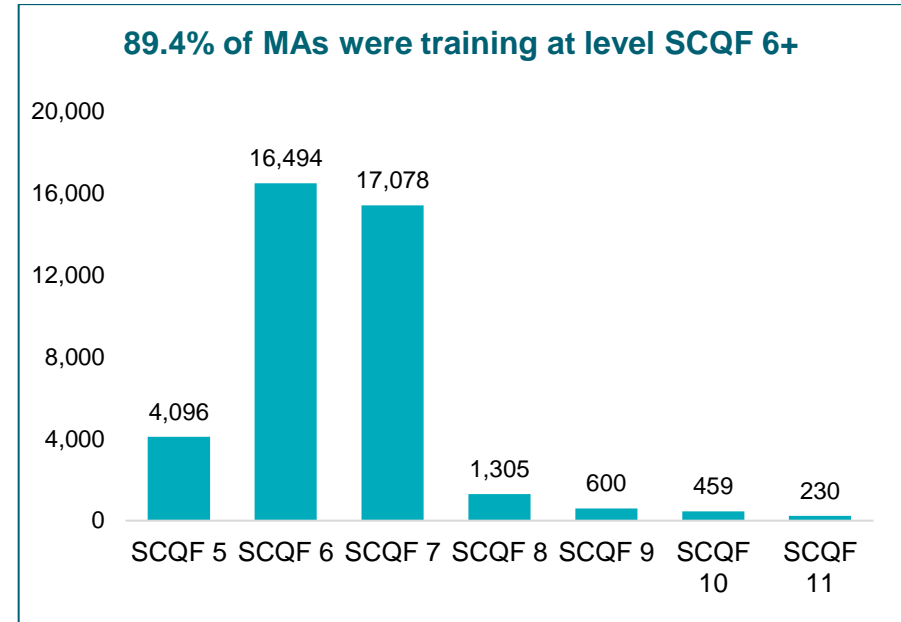
As at 27<sup>th</sup> September 2024, there were **38,595** Modern Apprentices in training, 4.4% higher than last year (+1,617).

Figures 6 and 7 show Modern Apprentices in training by age group and level, respectively, at the end of Q2 2024/25.

**Figure 6: Modern Apprentices in training by age group, at Q2 2024/25**



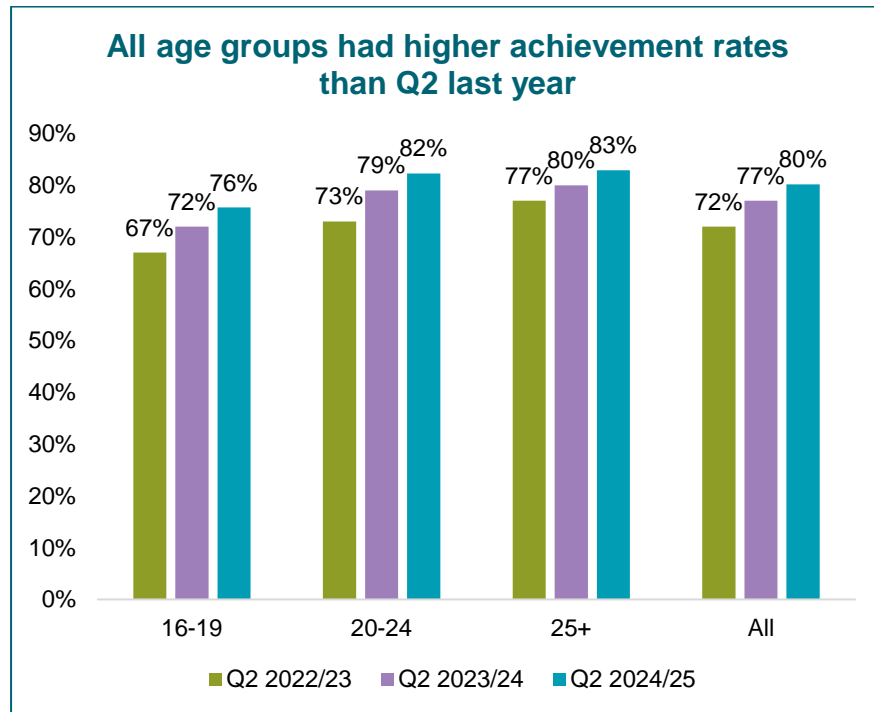
**Figure 7: Modern Apprentices in training by level, at Q2 2024/25**



## Modern Apprenticeship Achievements

At the end of Q2 2024/25, the overall achievement rate was **80.2%**, with 9,969 of 12,435 leavers achieving their full Modern Apprenticeship award. The achievement rate for all age groups continued to rise this quarter.

**Figure 8: Modern Apprenticeship achievements by age group, Q2 2022/23 to Q2 2024/25**



**Figure 9: Modern Apprenticeship achievement rates by occupational grouping, Q2 2024/25**

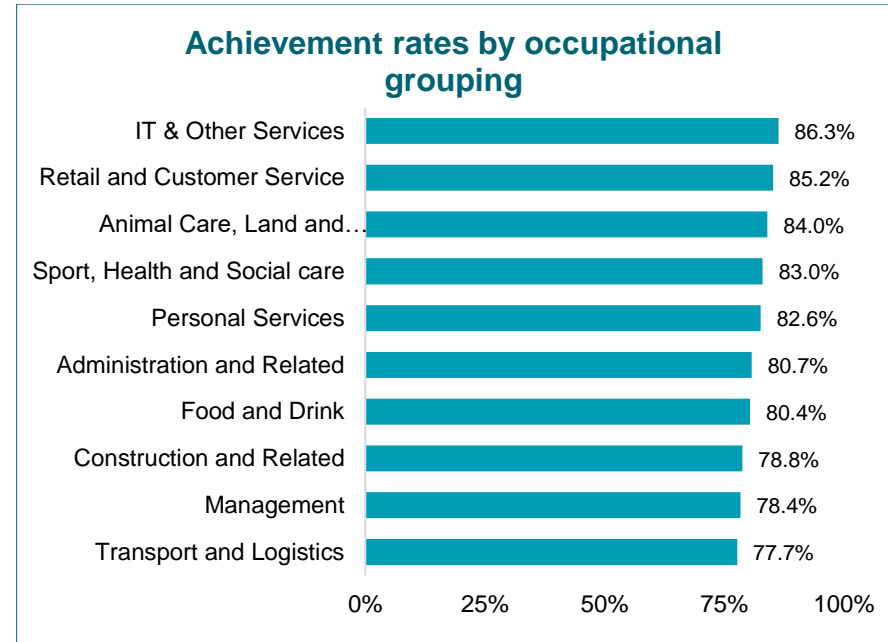


Figure 9 shows the top 10 achievement rates by occupational grouping (excluding those with fewer than 100 leavers).

## Modern Apprenticeship Redundancies

In quarter 2 2024/25, 98 Modern Apprentices were made redundant, 5 fewer than last year. There were 33 individuals who continued their Modern Apprenticeship with an alternative employer.



## Further Information

This report provides analysis of publicly funded Modern Apprenticeship activity up to the second quarter of the 2024/25 financial year.

Statistics associated with Modern Apprenticeships such as starts, in training, leavers, and achievements are provided in summary form. Further information including more detailed breakdowns of these statistics by framework, age, level, and equality characteristics can be found within our [Supplementary Tables](#) on the SDS website.

## Note to Readers

Guidance on how Modern Apprenticeship data is collected and reported is available on the SDS website [here](#). We recommend that the guidance is read prior to any further analysis.

## Gender

To ensure that we enable apprentices to record their gender in the most appropriate way for them, individuals can record

their gender as 'female', 'male', 'prefer not to say', or 'in another way'.

## Age

As programme funding is linked to the age of trainees, all age breakdowns in this report are based on the age of the individual when they commenced their Modern Apprenticeship.

## Level

In line with Scottish Government direction, we carried out an exercise to align MA frameworks to SCQF levels (see Appendix A).

## Frameworks

In this report, MA frameworks are classified as belonging to an SDS assigned occupational grouping. Details are available [here](#) on the SDS website.

## Starts

In April 2019 we adjusted the recording of starts, re-entrants, and progressions to accommodate the introduction of a new

system to improve how Training Providers manage their contracts. As of 1<sup>st</sup> April 2023, all MA progressions are included as new starts. More details can be found [here](#) on the SDS website.

## Calculations

This report may refer to a percentage increase or decrease in values, which means the relative change between two numbers e.g., starts increased by 5% compared to the same quarter last year. The report may also refer to a percentage point (pp) increase or decrease, which means the absolute change between two percentages e.g., the achievement rate for MAs aged 25 or over increased by 8 pp.

Percentages in this report may not sum to 100% due to rounding. Similarly, calculating percentage point differences from the data presented in the report may differ slightly from figures cited in the text. This is also due to rounding.

## Appendix A – SCQF Framework

| SCQF Levels | SQA Qualifications                              |                             | Qualifications of Higher Education Institutions | Apprenticeships & SVQs      |   |  |
|-------------|---|-----------------------------|---|-----------------------------|---|--|
| 12          |   |                             | ↑   | Doctoral Degree             | Professional Apprenticeship   |  |
| 11          |   |                             |   |                             | Masters Degree, Integrated Masters Degree, Post Graduate Diploma, Post Graduate Certificate | Graduate Apprenticeship<br>Professional Apprenticeship SVQ |
| 10          |   |                             |   |                             | Honours Degree, Graduate Diploma, Graduate Certificate                                      | Graduate Apprenticeship<br>Professional Apprenticeship     |
| 9           |   |                             | Professional Development Award                  |                             | Bachelors / Ordinary Degree, Graduate Diploma, Graduate Certificate                         | Graduate Apprenticeship<br>Technical Apprenticeship SVQ    |
| 8           | Higher National Diploma                         |                             |   | Diploma Of Higher Education | Higher Apprenticeship<br>Technical Apprenticeship SVQ                                       |  |
| 7           | Advanced Higher, Awards, Scottish Baccalaureate | Higher National Certificate |   |                             | Certificate Of Higher Education   | Modern Apprenticeship SVQ                                  |
| 6           | Higher, Awards, Skills for Work Higher          | ↑                           |   |                             |   |  |
| 5           | National 5, Awards, Skills for Work National 5  | ↓                           |   |                             |   |  |
| 4           | National 4, Awards, Skills for Work National 4  | National Certificate        | National Progression Award                      |                             |   |  |
| 3           | National 3, Awards, Skills for Work National 3  |                             |   |                             |   |  |
| 2           | National 2, Awards                              | ↓                           |   |                             |   |  |
| 1           | National 1, Awards                              |                             |   |                             |   |  |

<sup>2</sup> Scottish Credit and Qualifications Framework: [The SCQF Interactive Framework](#)