

STEM Teacher Bursary

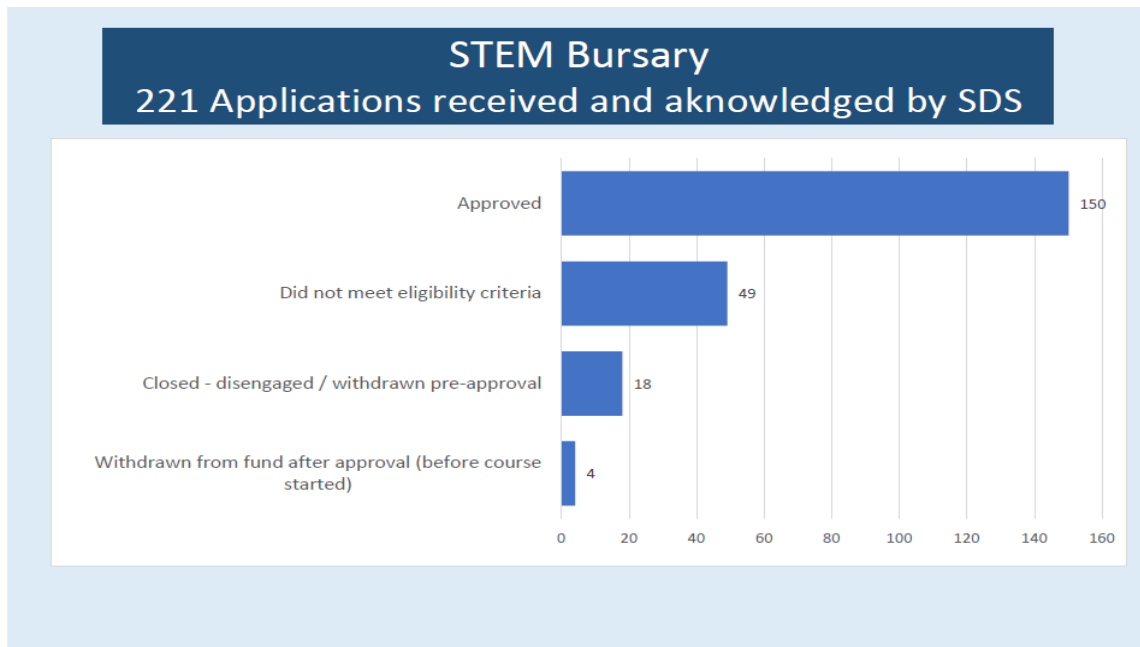
Report of the review of the 2021/22 scheme



## **Contents**

- 1. Introduction**
  - 1.1 Summary of Previous Year's STEM Bursary Applications**
  - 1.2 Updates to STEM Bursary for 2021/22 Intake**
- 2. Eligibility Criteria for 2021/22 Intake**
- 3. Summary of 2021/22 Applications and Awards**
  - 3.1 Total applications and reasons for non-award of bursaries**
  - 3.2 Successful bursary recipients by ITE institution**
  - 3.3 Recipients by subject and ITE institution**
- 4. Profile of 2021/22 STEM Bursary Recipients**
  - 4.1 Bursary Recipients by Local Authority**
  - 4.2 Bursary Recipients by Scottish Parliamentary Constituency**
  - 4.3 Preferred Destination for Future Employment by Local Authority**
  - 4.4 ITE Subject Choice by Gender**
  - 4.5 Bursary Recipients by Ethnicity**
  - 4.6 Bursary Recipients by Disability**
  - 4.7 Bursary Recipients by Age**
- 5. Considerations in Preparation for Year 5**

## 1. Introduction



150 bursaries were approved. At the end of the 2020/21 academic session, the outcomes of the students' courses of study were as follows:

|   |     |
|---|-----|
| Successful Completion                           | 114 |
| Did not complete course                         | 17  |
| Due to complete course in 2021/22 academic year | 19  |

In the 2019/20 academic session 111 bursaries were approved with 94 successfully completing. 2 Recipients are still to complete.

In the 2018/19 academic session, 107 bursaries were approved with 95 successfully completing.

## 1.2 Updates to STEM Bursary for 2021/22 Intake

The following change was made to the eligibility criteria for 2021/22:

- The employment criteria requirement for applicants (including for those in receipt of Carer's Allowance) to demonstrate they have worked for 36 months in the last 60 months was extended to within the last 72 months. This was to accommodate individuals affected by the COVID-19 pandemic.

## 2. Eligibility Criteria for 2021/22 Intake

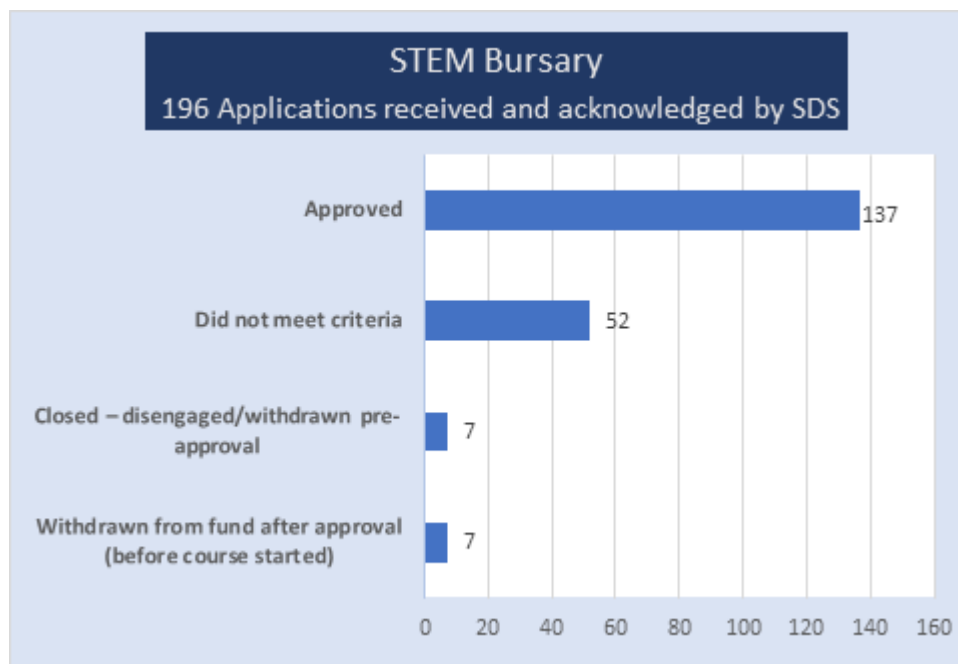
1. Applicants need to have been in paid employment for at least 36 months out of the last 72 months (including career breaks). Applicants who can evidence they have been in receipt of carers allowance for 36 months out of the last 72 will also be deemed to meet the employment eligibility criteria.
2. Applicants need to hold a 2.1 degree or meet the minimum initial teacher education (ITE) entry requirement with a relevant masters qualification, the content of which would make them suitable to teach maths, computing science, technical education, physics, chemistry or home economics.
3. Normal entry requirements for PGDE ITE also apply. At the point of application, applicants need to be at least 36 months away from full time education (excluding those who have completed three years of a remunerated PhD which includes teaching experience). Further, and at the discretion of SDS, any applicant who has since 30th September 2018 undertaken a short full time top up course to meet the academic entry requirements of their chosen PGDE including but not limited to, Higher English and National 5 Mathematics will be deemed eligible.
4. Applicants must have an offer of a place on a PGDE ITE programme at a Scottish university before applying.

### 3. Summary of 2021/22 Applications and Awards

This section summarises overall bursary applications and successful bursary awards as well as breakdown of bursary recipients by ITE institution and subject.

#### 3.1 Total applications and reasons for non-award of bursaries

In total, 196 applications to the Bursary Scheme were received via on-line application at [www.stembursaryscotland.co.uk](http://www.stembursaryscotland.co.uk), with 137 of these approved as meeting the eligibility criteria and accepting the bursary award. This chart summarises the reasons for the 59 unsuccessful applications.



Source: Skills Development Scotland

### 3.2 Successful Bursary Recipients by ITE Institution

|   | University                              | Total offers |
|---|---|--------------|
| 1 | Edinburgh Napier University             | 18           |
| 2 | Queen Margaret University               | 4            |
| 3 | University of Aberdeen                  | 12           |
| 4 | University of Dundee                    | 4            |
| 5 | University of Edinburgh                 | 14           |
| 6 | University of Glasgow                   | 18           |
| 7 | University of Strathclyde               | 58           |
| 8 | University of the Highlands and Islands | 8            |
| 9 | University of the West of Scotland      | 1            |
|   | <b>Grand Summary:</b>                   | <b>137</b>   |

Source: Skills Development Scotland

### 3.3 Recipients by ITE Subject and Institution

The distribution of bursary recipients and ITE subject and university is shown below.

| University                         | ITE Subject |                            |           |           |                        |           |   |                        |                   |
|------------------------------------|-------------|----------------------------|-----------|-----------|------------------------|-----------|---|------------------------|-------------------|
|                                    | Chemistry   | Dual Chemistry/<br>Biology | Computing | Maths     | Dual Maths/<br>Physics | Physics   | Dual Technical<br>Education/<br>Physics | Technical<br>Education | Home<br>Economics |
| Aberdeen University                | 3           | 1                          |           | 7         |                        | 1         |   |                        |                   |
| Dundee University                  | 1           |                            |           |           | 1                      |           |   |                        | 2                 |
| Edinburgh University               | 3           |                            |           | 5         |                        | 1         |   | 5                      |                   |
| Glasgow University                 | 5           |                            | 4         | 5         |                        | 4         |   |                        |                   |
| Strathclyde University             | 9           |                            | 9         | 12        | 1                      | 9         | 1                                       | 13                     | 4                 |
| University of Highlands & Islands  | 1           |                            | 1         | 1         | 1                      | 1         |   | 2                      | 1                 |
| University of West of Scotland     | 1           |                            |           |           |                        |           |   |                        |                   |
| Queen Margaret University          |             |                            |           |           |                        |           |   |                        | 4                 |
| Edinburgh Napier University        | 8           |                            |           | 8         |                        | 2         |   |                        |                   |
| <b>Total Recipients by Subject</b> | <b>31</b>   | <b>1</b>                   | <b>14</b> | <b>38</b> | <b>3</b>               | <b>18</b> | <b>1</b>                                | <b>20</b>              | <b>11</b>         |

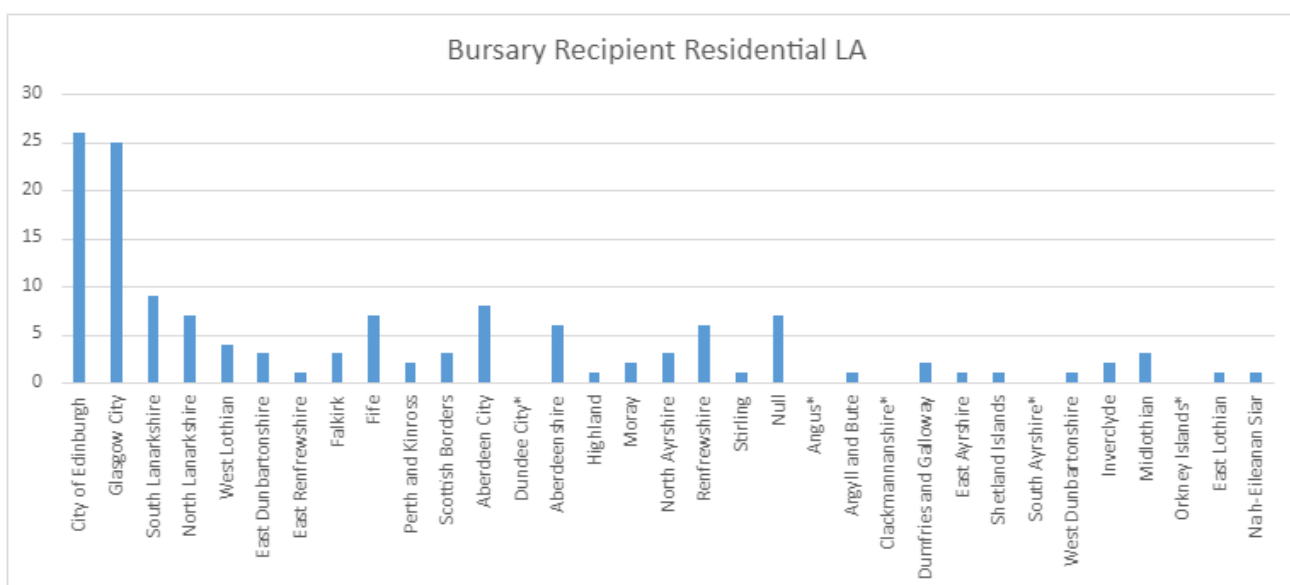
Source: Skills Development Scotland

## 4. Profile of Bursary Recipients

This section looks at bursary recipients by their residence at time of application, preferred destination(s) for future employment, gender, ethnicity, disability and age.

### 4.1 Bursary Recipients by Local Authority

The distribution of bursary recipients by the local authority area in which they resided at the time of application.



\* No Bursary Recipients 2021/22

Source: Skills Development Scotland



## 4.2 Bursary Recipients by Scottish Parliamentary Constituency

The number of bursary recipients by the Scottish parliamentary constituency in which they were resident at the time of their application.

| Scottish Parliamentary Constituency      | Bursary Recipients |
|--|--------------------|
| Clydebank and Milngavie                  | 0                  |
| Clydesdale                               | 1                  |
| Glasgow Kelvin                           | 9                  |
| Linlithgow                               | 2                  |
| Edinburgh Central                        | 7                  |
| Uddingston and Bellshill                 | 0                  |
| Eastwood                                 | 0                  |
| Edinburgh Northern and Leith             | 2                  |
| Edinburgh Southern                       | 6                  |
| Falkirk East                             | 2                  |
| Hamilton, Larkhall and Stonehouse        | 1                  |
| Midlothian South, Tweeddale & Lauderdale | 3                  |
| Perthshire South and Kinross-shire       | 2                  |
| Renfrewshire South                       | 2                  |
| Aberdeen South and North Kincardine      | 6                  |
| Coatbridge and Chryston                  | 2                  |
| Cumbernauld and Kilsyth                  | 1                  |
| Dundee City East                         | 0                  |
| East Kilbride                            | 1                  |
| Falkirk West                             | 1                  |
| Glasgow Anniesland                       | 2                  |
| Glasgow Southside                        | 6                  |
| Kirkcaldy                                | 2                  |
| Moray                                    | 2                  |
| Stirling                                 | 1                  |
| Null                                     | 7                  |
| Aberdeen Central                         | 2                  |
| Aberdeenshire East                       | 2                  |
| Airdrie and Shotts                       | 2                  |
| Almond Valley                            | 2                  |
| Angus North and Mearns                   | 0                  |
| Ayr                                      | 0                  |
| Banffshire and Buchan Coast              | 0                  |
| Caithness, Sutherland and Ross           | 0                  |
| Clackmannanshire and Dunblane            | 0                  |
| Cowdenbeath                              | 3                  |
| Cunninghame North                        | 1                  |
| Cunninghame South                        | 2                  |
| Dumbarton                                | 1                  |
| Dundee City West                         | 0                  |
| Edinburgh Eastern                        | 7                  |
| Edinburgh Pentlands                      | 2                  |
| Edinburgh Western                        | 2                  |
| Ettrick, Roxburgh and Berwickshire       | 1                  |
| Galloway and West Dumfries               | 1                  |

|                                  |   |
|----------------------------------|---|
| Glasgow Cathcart                 | 2 |
| Glasgow Maryhill and Springburn  | 1 |
| Glasgow Pollok                   | 2 |
| Kilmarnock and Irvine Valley     | 1 |
| Motherwell and Wishaw            | 2 |
| North East Fife                  | 2 |
| Paisley                          | 1 |
| Perthshire North and West        | 4 |
| Rutherglen                       | 6 |
| Shetland Islands                 | 1 |
| Skye, Lochaber and Badenoch      | 1 |
| Strathkelvin and Bearsden        | 3 |
| Carrick, Cumnock and Doon Valley | 0 |
| Dumfriesshire                    | 1 |
| Dunfermline                      | 0 |
| Greenock and Inverclyde          | 2 |
| Mid Fife and Glenrothes          | 0 |
| Midlothian North and Musselburgh | 3 |
| Orkney Islands                   | 0 |
| Glasgow Shettleston              | 1 |
| Inverness and Nairn              | 0 |
| Renfrewshire North and West      | 4 |
| Aberdeen Donside                 | 3 |
| Aberdeenshire West               | 1 |
| Angus South                      | 0 |
| Argyll and Bute                  | 1 |
| East Lothian                     | 0 |
| Glasgow Provan                   | 2 |
| Na h-Eileanan an Iar             | 1 |

Source: Skills Development Scotland

### 4.3 Preferred Destination for Future Employment by Local Authority

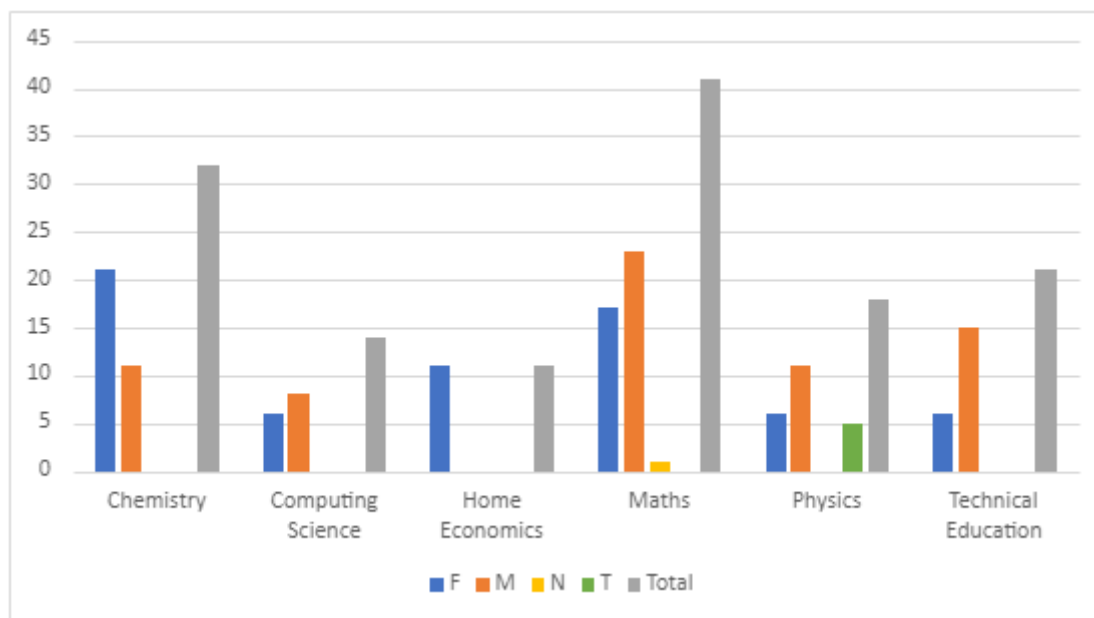
During the application process applicants were asked, on a voluntary basis, to indicate which local authority area(s) they would consider seeking employment in on successful completion of their ITE course.

| Local Authority       | Total Selected |
|-----------------------|----------------|
| Glasgow City          | 76             |
| North Lanarkshire     | 51             |
| City of Edinburgh     | 57             |
| South Lanarkshire     | 48             |
| West Lothian          | 54             |
| East Renfrewshire     | 51             |
| Falkirk               | 38             |
| Stirling              | 45             |
| East Dunbartonshire   | 39             |
| Midlothian            | 52             |
| Fife                  | 39             |
| North Ayrshire        | 32             |
| West Dunbartonshire   | 35             |
| East Lothian          | 45             |
| Renfrewshire          | 48             |
| Perth and Kinross     | 25             |
| East Ayrshire         | 28             |
| Inverclyde            | 38             |
| Clackmannanshire      | 26             |
| Scottish Borders      | 33             |
| South Ayrshire        | 24             |
| Dundee City           | 21             |
| Aberdeen City         | 35             |
| Aberdeenshire         | 35             |
| Angus                 | 23             |
| Dumfries and Galloway | 21             |
| Argyll and Bute       | 24             |
| Highland              | 25             |
| Moray                 | 24             |
| Na h-Eileanan an Iar  | 18             |
| Orkney Islands        | 17             |
| Shetland Islands      | 18             |

Source: Skills Development Scotland

## 4.4 ITE Subject Choice by Gender

The chart and table below summarise ITE subject choice by gender. Any subject category with fewer than 5 responses is shown as \* <5 to avoid possible identification of individuals.



F= Female, M= Male, N=Prefer not to say, T= Transgender

Source: Skills Development Scotland

| Teaching Field      | F  | M  | N | T  | Total |
|---------------------|----|----|---|----|-------|
| Chemistry           | 21 | 11 | 0 | 0  | 32    |
| Computing Science   | 6  | 8  | 0 | 0  | 14    |
| Home Economics      | 11 | 0  | 0 | 0  | 11    |
| Maths               | 17 | 23 | 1 | 0  | 41    |
| Physics             | 6  | 11 | 0 | >5 | 18-21 |
| Technical Education | 6  | 15 | 0 | 0  | 21    |

Source: Skills Development Scotland

**Note** the five bursary recipients undertaking dual teaching qualifications have been included within their first subject choice on which the bursary was awarded.

## 4.5 Bursary Recipients by Ethnicity

This shows the breakdown of bursary recipients by their stated ethnicity. Any ethnic category with fewer than 5 responses is shown as \* to avoid possible identification of individuals.

| Ethnicity               | % of recipients |
|-------------------------|-----------------|
| White (Scottish)        | 69%             |
| White (Other)           | 9%              |
| White (English)         | 8%              |
| Asian (Pakistani)       | *               |
| Asian (Chinese)         | *               |
| Asian (Indian)          | *               |
| Black (African)         | *               |
| Declined to Answer      | 4%              |
| Mixed Background        | *               |
| Other Ethnic Background | *               |
| White (Northern Irish)  | *               |
| White (Irish)           | *               |

Source: Skills Development Scotland

To provide more clarity on the breakdown of recipients from different ethnic groups the responses were

- White (Scottish, English, Irish, Northern Irish, Welsh, Other) 89%
- Black, Asian and Mixed (Indian, Pakistani, Chinese, African, mixed background, other ethnic background) 6.5%

## 4.6 Bursary recipients by Disability

The breakdown of bursary recipients by stated disability and gender.

|   | Disability ↓          | Total      |
|---|-----------------------|------------|
| 1 | No                    | 128        |
| 2 | Prefer not to say     | 2          |
| 3 | Yes                   | 7          |
|   | <b>Grand Summary:</b> | <b>137</b> |

Source:Skills Development Scotland

## 4.7 Bursary Recipients by Age

The age profile of bursary recipients.

|   | Age Band ↓            | Total      |
|---|-----------------------|------------|
| 1 | 20 to 24              | 1          |
| 2 | 25 to 40              | 105        |
| 3 | 41 to 50              | 24         |
| 4 | 51 to 54              | 4          |
| 5 | 55 to 64              | 3          |
|   | <b>Grand Summary:</b> | <b>137</b> |

Source:Skills Development Scotland

## **5. Considerations in preparation for Year 5**

- Consideration on any changes to academic entry requirements
- Consideration to those who have been in full time education in the last three years being eligible
- To consider what employment evidence is required to demonstrate eligibility
- When to set closing date