

Modern Apprenticeship Statistics

Quarter 1, 2024/25 [1st April – 28th June]

Official Statistics published on 6th August 2024

| Version | Published | Amendment |
|---------|------------|----------------------|
| 1 | 06/08/2024 | Original Publication |

Contact: Rowena McConkey
Job Title: Performance Reporting and Statistics Manager
Email: rowena.mcconkey@sds.co.uk

Contact: Ellis Cunningham
Job Title: MI & Data Analyst
Email: ellis.cunningham@sds.co.uk

Making skills work for Scotland

Contents

| | |
|---|----|
| Introduction | 3 |
| Economic Outlook..... | 3 |
| Modern Apprenticeship: Starts..... | 4 |
| Starts by age | 4 |
| Starts by level..... | 5 |
| Starts by occupational grouping | 5 |
| Starts by gender | 6 |
| Starts by disability..... | 6 |
| Starts by ethnicity | 6 |
| Starts by care experience | 6 |
| Modern Apprenticeship: In Training | 7 |
| Modern Apprenticeship: Achievements..... | 8 |
| Modern Apprenticeship: Redundancies | 8 |
| Further Information | 9 |
| Note to Readers..... | 9 |
| Appendix A – SCQF Framework..... | 11 |

Introduction

Modern Apprenticeships (MAs) provide employed individuals (either new or existing) with the opportunity to secure industry-recognised qualifications at a range of Scottish Credit and Qualifications Framework (SCQF) levels while in employment.

This report provides a summary of quarter 1 (1st April to 28th June 2024) statistics for MAs where there is a public funding contribution administered by SDS, on behalf of the Scottish Government. Please note that the statistics cut-off date was two days earlier than usual, and this may affect comparison with previous year statistics. Further analysis can be found in the [Supplementary Tables](#) on the SDS website.

We welcome feedback on the report content and format. Please contact user_feedback@sds.co.uk with any feedback or questions.

Economic Outlook

The economic outlook in Scotland continues to improve with the economy set to return to growth in 2024. Scottish GDP grew by 0.4% in the three months to February 2024 and growth is predicted in the first quarter, confirming that the Scottish economy has avoided a recession.¹

There were 3,305 Modern Apprenticeship starts in Q1 2024. Over each quarter of the year, MA start volumes are influenced by several factors which affect the phasing and recruitment of starts throughout the year. Following open procurement, there is a different mix of MA places allocated this year with more for younger age groups and for occupational groupings where apprenticeships tend to start in September/October. There is strong demand for MAs from employers and learners.

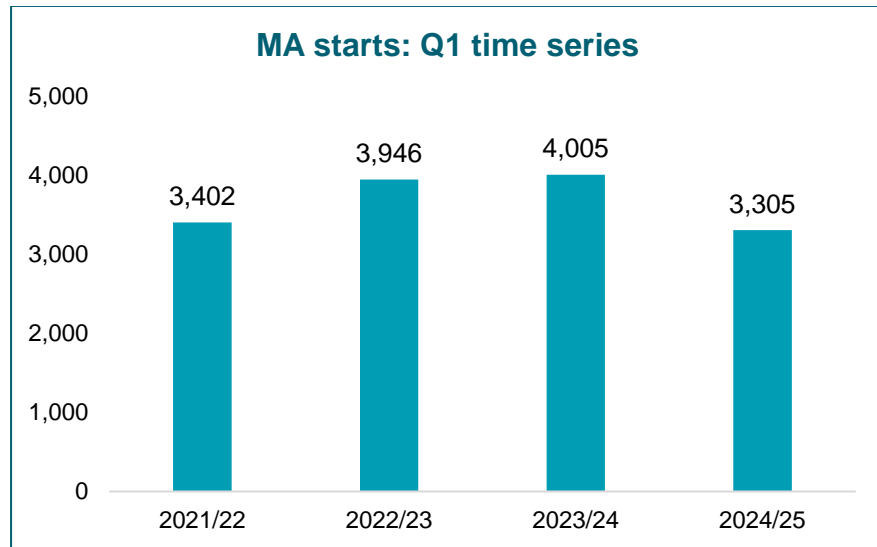
SDS will continue to work closely with the Scottish Government to delivery high quality apprenticeships that grow the young workforce and support economic growth in line with the National Strategy for Economic Transformation.

¹ [Scottish Government: Scottish Economic Bulletin, May 2024](#)

Modern Apprenticeship: Starts

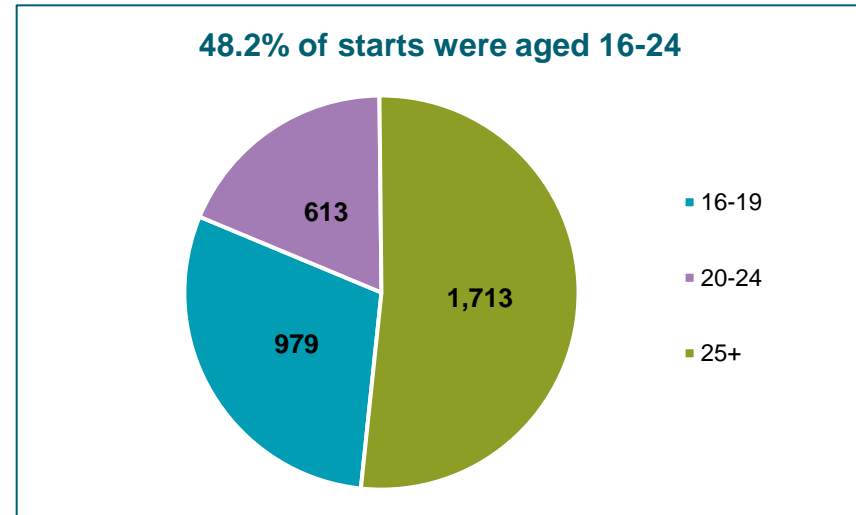
There were **3,305** Modern Apprenticeship starts in Q1. This year, following open procurement, there is a different mix of MA places allocated with more for younger age groups and for occupational groupings that tend to start their apprenticeships in September/October.

Figure 1: Number of Modern Apprenticeship starts, Q1 2021/22 to Q1 2024/25



Starts by age

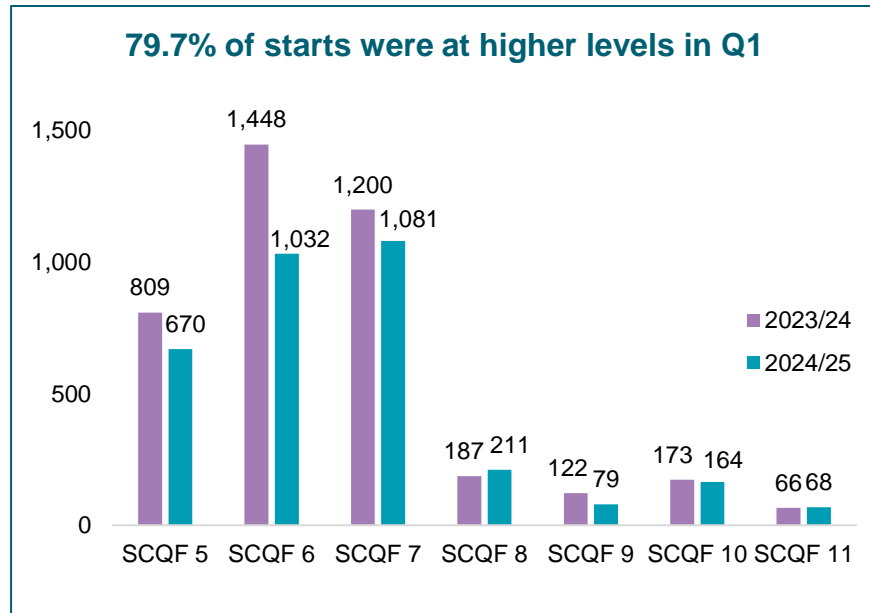
Figure 2: Number of Modern Apprenticeship starts by age group, Q1 2024/25



This quarter, 51.8% (1,713) of MA starts were aged 25+ and 48.2% (1,592) were aged 16-24.

Starts by level

Figure 3: Number of Modern Apprenticeship starts by SCQF level, Q1 2023/24 to Q1 2024/25



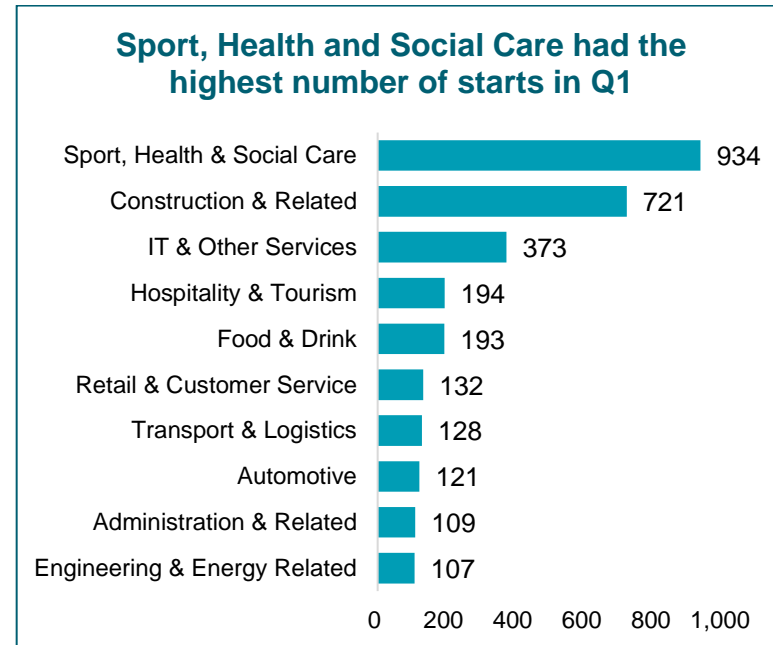
The majority of starts this quarter were at SCQF level 6 or higher (79.7%).

Starts by occupational grouping

The distribution of starts by occupational grouping can change year on year and is influenced by employer

demand, procurement policy decisions and MA places allocated, based on economic need.

Figure 4: Number of Modern Apprenticeship starts by occupational grouping, Q1 2024/25



For the fourth year in a row, Sport, Health & Social Care had the highest number of starts and the greatest proportion of starts (28.3%) in Q1.

The Construction & Related grouping had the second highest number of starts and the second greatest proportion

of starts (21.8%). The IT & Other Services grouping had the third highest number of starts this quarter and accounted for 11.3% of all starts.

Starts by gender

Female starts (as a proportion of male + female starts) increased to 46.6%, 5.9 pp higher than same point last year. Historically, the proportion of female starts is higher in quarter 1 due to the recruitment pattern to typically male-dominated frameworks occurring in Q2/Q3.

Starts by disability

The proportion of starts self-identifying as disabled was 17.1% in quarter 1. The disability rate is 2.4 pp higher than it was in Q1 2019/20, pre-pandemic, when 14.7% of MAs self-identified a disability.

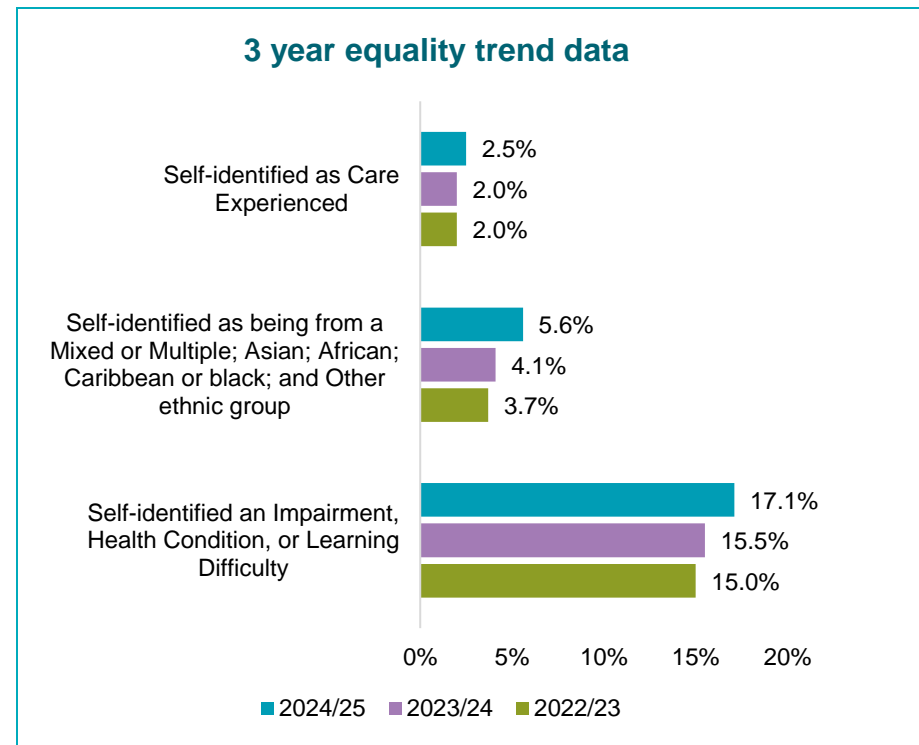
Starts by ethnicity

The proportion of starts self-identifying as Mixed or Multiple; Asian; African; Caribbean or black; and Other ethnic group was 5.6% in quarter 1. This is the highest proportion of ethnic minority starts recorded in Q1, since SDS started to report on this characteristic.

Starts by care experience

The proportion of MAs self-identifying as care experienced was 2.5% in quarter 1.

Figure 5: Modern Apprenticeship equality rates, Q1 2022/23 to Q1 2024/25



*When including ethnic group 'white other' the ethnicity rate is 10.2% in Q1 2024/25

Modern Apprenticeship: In Training

As at 28th June 2024, there were **35,917** Modern Apprentices in training.

Figures 6 and 7 show Modern Apprentices in training by age group and level, respectively, at Q1 2024/25.

Figure 6: Modern Apprentices in training by age group, at Q1 2024/25

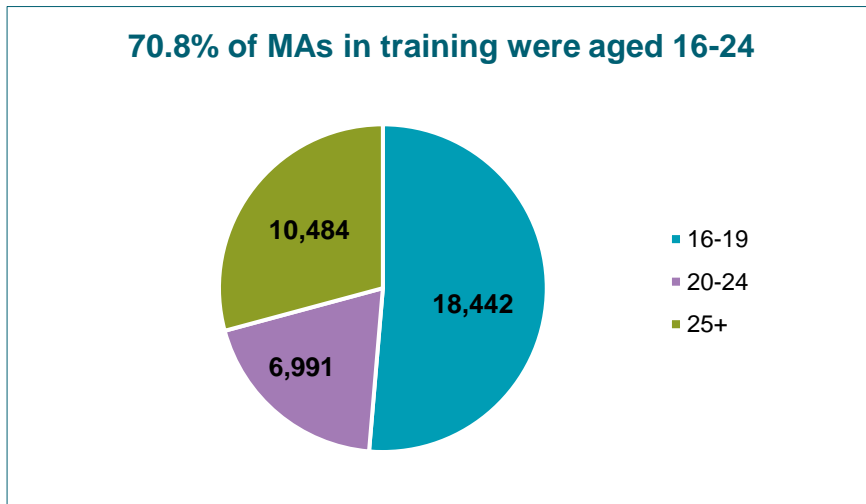
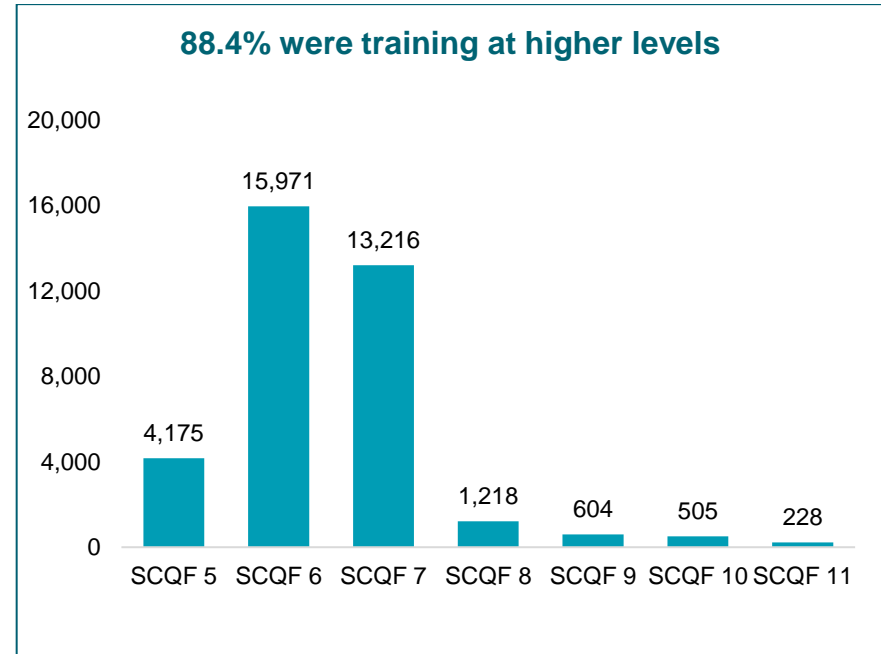


Figure 7: Modern Apprentices in training by level, at Q1 2024/25



Modern Apprenticeship: Achievements

In Q1 2024/25, the overall achievement rate was **83.2%**, with 5,082 of the 6,106 leavers achieving their full MA award. The achievement rate for the 16-19 age group has improved considerably in the last three years.

Figure 8: Modern Apprenticeship achievements by age group, Q1 2022/23 to Q1 2024/25

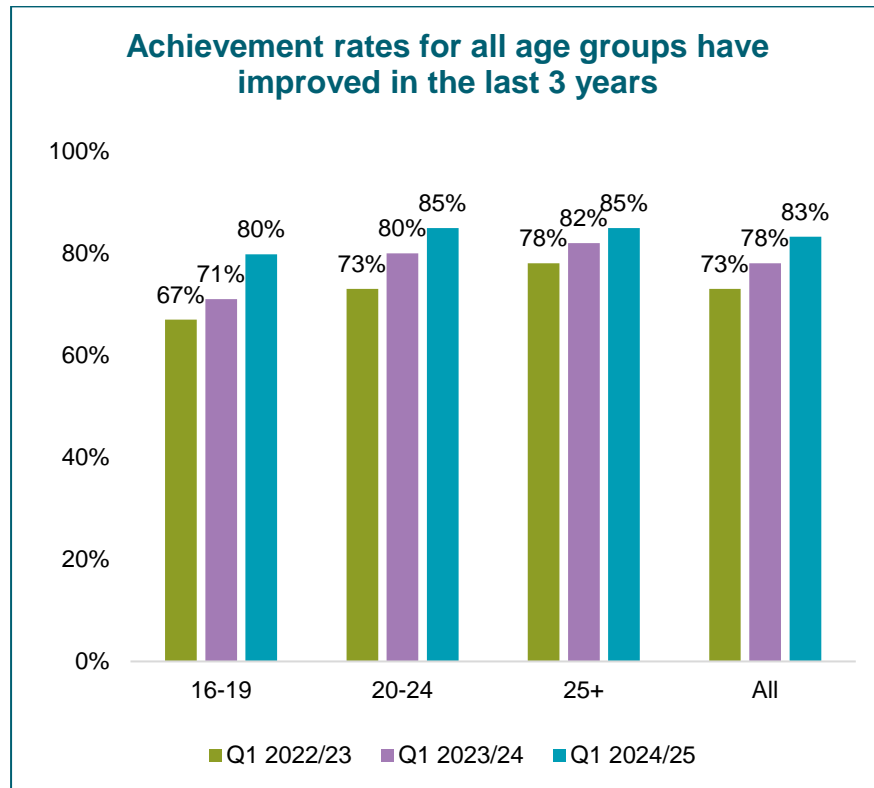


Figure 9: Modern Apprenticeship achievement rates by occupational grouping, Q1 2024/25

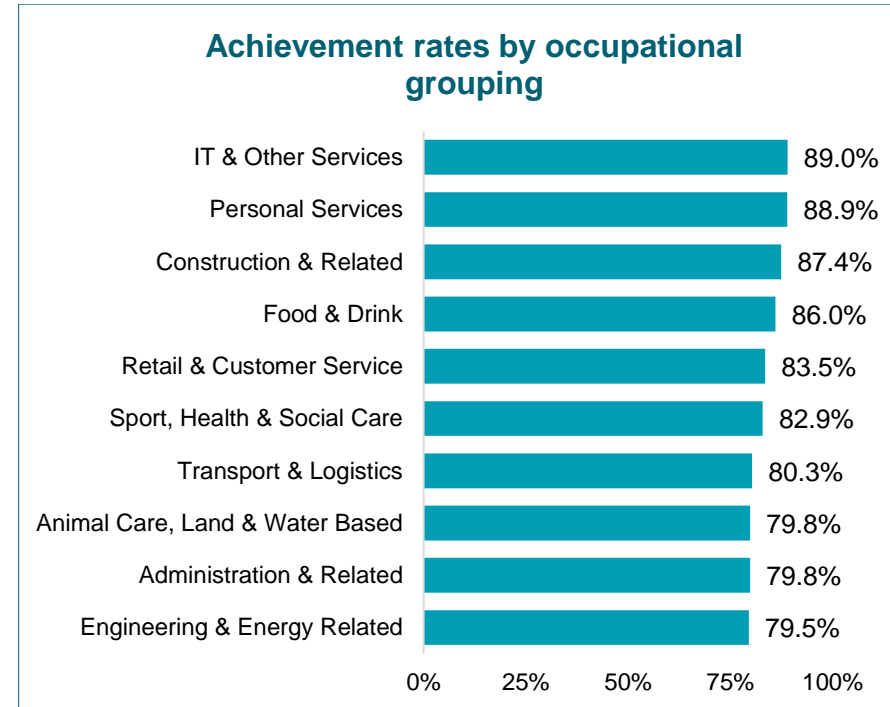


Figure 9 shows the top 10 achievement rates by occupational grouping (excluding those with fewer than 100 leavers).

Modern Apprenticeship: Redundancies

In quarter 1 2024/25, 46 Modern Apprentices were made redundant. There were 12 individuals who continued their Modern Apprenticeship with an alternative employer.

Further Information

This report provides analysis of publicly funded Modern Apprenticeship activity in the first quarter of the 2024/25 financial year.

Statistics associated with Modern Apprenticeships such as starts, in training, leavers, and achievements are provided in summary form. Further information including more detailed breakdowns of these statistics by framework, age, level, and equality characteristics can be found within our [Supplementary Tables](#) on the SDS website.

Note to Readers

Guidance on how Modern Apprenticeship data is collected and reported is available on the SDS website [here](#). We recommend that the guidance is read prior to any further analysis.

The impact of Covid-19 has had a profound impact on the economy and MA data should be considered in this context. We recommend exercising caution when comparing figures to 2019/20 and 2020/21 statistics.

Gender

To ensure that we enable apprentices to record their gender in the most appropriate way for them, individuals can record their gender as 'female', 'male', 'prefer not to say', or 'in another way'.

Age

As programme funding is linked to the age of trainees, all age breakdowns in this report are based on the age of the individual when they commenced their Modern Apprenticeship.

Level

In line with Scottish Government direction, in 2018/19 we carried out an exercise to align MA frameworks to SCQF levels (see Appendix A for context).

Frameworks

In this report, MA frameworks are classified as belonging to an SDS assigned occupational grouping. Details are available [here](#) on the SDS website.

Starts

In April 2019 we adjusted the recording of starts, re-entrants, and progressions to accommodate the introduction of a new system to improve how Training Providers manage their contracts. As of 1st April 2023, all MA progressions are included as new starts. More details can be found [here](#) on the SDS website.

Calculations

This report may refer to a percentage increase or decrease in values, which means the relative change between two numbers e.g., starts increased by 5% compared to the same quarter last year. The report may also refer to a percentage point (pp) increase or decrease, which means the absolute change between two percentages e.g., the achievement rate for MAs aged 25 or over increased by 8 pp.

Percentages in this report may not sum to 100% due to rounding. Similarly, calculating percentage point differences from the data presented in the report may differ slightly from figures cited in the text. This is also due to rounding.

Contact

Any comments or suggestions regarding the content of this report are welcome and can be emailed to user_feedback@sds.co.uk.

Appendix A – SCQF Framework

| SCQF Levels | SQA Qualifications | | Qualifications of Higher Education Institutions | Apprenticeships & SVQs | | |
|-------------|---|-----------------------------|---|-----------------------------|---|--|
| 12 | | | ↑ | Doctoral Degree | Professional Apprenticeship | |
| 11 | | | | | Masters Degree, Integrated Masters Degree, Post Graduate Diploma, Post Graduate Certificate | Graduate Apprenticeship Professional Apprenticeship SVQ |
| 10 | | | | | Honours Degree, Graduate Diploma, Graduate Certificate | Graduate Apprenticeship Professional Apprenticeship |
| 9 | | | Professional Development Award | | Bachelors / Ordinary Degree, Graduate Diploma, Graduate Certificate | Graduate Apprenticeship Technical Apprenticeship SVQ |
| 8 | Higher National Diploma | | | Diploma Of Higher Education | Higher Apprenticeship Technical Apprenticeship SVQ | |
| 7 | Advanced Higher, Awards, Scottish Baccalaureate | Higher National Certificate | | | Certificate Of Higher Education | Modern Apprenticeship SVQ |
| 6 | Higher, Awards, Skills for Work Higher | ↑ | | | | |
| 5 | National 5, Awards, Skills for Work National 5 | ↓ | | | | |
| 4 | National 4, Awards, Skills for Work National 4 | National Certificate | National Progression Award | | | |
| 3 | National 3, Awards, Skills for Work National 3 | | | | | |
| 2 | National 2, Awards | | | | | |
| 1 | National 1, Awards | | | | | |

² Scottish Credit and Qualifications Framework: [The SCQF Interactive Framework](#)